



Accommodation Sheet

General information

Accommodation name	Hotel Balestri
Typology	Hotel
Address	Piazza Mentana
City	Florence FI
Contacts	Tel. +39 055 214743 info@hotel-balestri.it
Website	https://www.hotel-balestri.it/en
WCAG 2.1 compliant accessible website	NO
Online bookings	YES
Short description	The 4-star boutique Hotel Balestri overlooks the Arno, just a few steps from the Uffizi Gallery, and welcomes its guests in a charming period building. Its rooms with a view are the ideal solution for a romantic holiday in the heart of Florence.

TESTED AND REVIEWED BY: [Handy Superabile Social Promotion Association](#) in 2024

Please note The following information refers to the date of verification shown at the bottom of each sheet. The Association is not responsible for any significant changes made by the property after the visit.





Summary

Accommodation sheet	1
General information	1
Arrival at the property.....	3
How to reach the property.....	3
Pathway from the private/public car park to the entrance	4
Entrance to the structure.....	5
Hall - Reception	5
Rooms/apartments	6
Rooms/apartments adapted for guests with reduced mobility.....	6
Toilet facilities in the guest room for guests with reduced mobility.....	8
Bar/restaurant	10
Internal pathways and common services	13
Internal pathways.....	13
Communal toilets	13
Medical practices/healthcare facilities.....	15





Arrival at the property

How to reach the property

By car	<p>From the A1 motorway, whether you are coming from the North or the South, take the FIRENZE SUD exit. (Arriving from the A11 take the A1 towards Rome and exit at Firenze Sud). After the motorway tollbooth, take the ring road and continue first on Via Giovanni Agnelli and Via Marco Polo then, for about 2 km, up to Ponte del Varlungo.</p> <p>After the bridge, turn left and take Via Enrico De Nicola. Continue on Via della Casaccia and turn left onto Lungarno Aldo Moro (about 1.5 km). Continue along Lungarno Cristoforo and Lungarno del Tempio (about 1.3 km).</p> <p>Turn right onto Viale Giovanni Amendola and, after about 200 m, turn immediately left onto Viale Duca degli Abruzzi, Continue left onto Viale della Giovine Italia, keeping in the right lane, until you reach Piazza Piave, turn right onto Lungarno della Zecca Vecchia.</p> <p>Continue passing (on your right) next to the National Library and entering Corso dei Tintori. Continue along Corso dei Tintori until you reach the traffic lights. At the traffic lights turn slightly and left and immediately take the narrow road on the right Via dei Vagellai. At the end of Via dei Vagellai you will be in Piazza Mentana. The Hotel Balestri is on your left. You can park your car in front of the hotel for luggage unloading.</p>
By train	
Nearest station	Florence – Santa Maria Novella station 1.7 km away






Assistance service for people with disabilities	YES
---	-----



Pathway from the private/public car park to the entrance

Presence of private parking	NO
Public parking nearby	YES
Type of flooring in the public car park	Self locking
Presence of parking space reserved for people with disabilities in the public parking lot	NO but there is an area for unloading luggage
Describe the route from the car park to the entrance and any critical issues	Stretch with uneven pavement
Distance from parking to entrance	A few meters





Entrance to the structure


There is an accessible entrance	YES main entrance
How to access the structure	<input checked="" type="checkbox"/> via n. 2 removable ramp steps with length 80 cm, width 70 cm and slope 10% can be overcome by
Type of entrance door	2-leaf
Useful width of door/entrance gate	Above 90 cm
There are indicators and tactile maps	NO
	

Hall - Reception

How to reach it from the entrance	flat
Reception desk height	100 cm
Presence of multilingual staff	YES
Type of information material	<input type="checkbox"/> YES with maps/tactile signals





	<input type="checkbox"/> YES with brochure
Initial assistance is provided for visitors with disabilities	<input type="checkbox"/> YES with orientation tour of the structure <input type="checkbox"/> YES with room accompaniment <input checked="" type="checkbox"/> YES with porter service
The following aids are provided for visitors with disabilities	<input checked="" type="checkbox"/> manual wheelchair <input type="checkbox"/> Crutches <input type="checkbox"/> Comfortable shower chair
The staff followed a training course on welcoming people with different disabilities	NO
	



Rooms/apartments

Rooms/apartments adapted for guests with reduced mobility

Number and type of rooms/apartments equipped/usable by people with reduced mobility	<input checked="" type="checkbox"/> double rooms with triple adjustment No. 4
Room access	<input checked="" type="checkbox"/> by elevator Door width 74 cm, cabin width 90 cm, depth cabin





	122 cm, call button height 107 cm, height of the highest button keypad 124 cm, embossed/braille keys, visual and audible signal
	
Type of entrance door	with lever handle
Usable width of entrance door	77 cm
Bed type and height	65 cm high single bed and 65 cm high double bed
Free spaces on the sides of the double bed	left Above 90 cm right Above 90 cm frontal Above 90 cm
Free spaces on the sides of the single bed	left Above 90 cm the bed is close to the wall
Cabinet Type	with doors
Free space under the desk	61 cm
In-room options are available	<input checked="" type="checkbox"/> safe <input checked="" type="checkbox"/> minibar <input type="checkbox"/> Water Kettle <input type="checkbox"/> Iron





Toilet facilities in the guest room for guests with reduced mobility


Access to the premises	flat
Usable width of the entrance door	80 cm
Type of door	with door that can be opened outwards
Toilet height	50 cm
Toilet seat with open front tooth	NO
Support handles	to the left of the toilet
Flexible shower on the side of the toilet	YES
Free space on the sides of the toilet	left Above 90 cm right Not detected frontal Above 100 cm
Electric doorbell/telephone on the side of the toilet	NO
Washbasin with space underneath for wheelchair approach	69 cm
Height from the ground lower edge mirror	108 cm





<p>Accessible shower available for guests with reduced mobility</p>	<p>YES flush with the floor</p>
<p>Type of shower</p>	<p>open type bordered by curtain</p>
<p>Shower chair</p>	<p>Convenient on request</p>
<p>Support handle</p>	<p>YES</p>
<p>Presence of shower head or sliding rails</p>	<p>Lever taps</p>
<p>Electric doorbell/telephone on the side of the shower</p>	<p>YES but not reachable from the ground</p>









Bar/restaurant

Type of venue	Breakfast room
Access to the premises	<input checked="" type="checkbox"/> flat
Useful width of door/entrance gate	Above 90 cm
Height of the buffet counter	76 cm high
Types of tables	with central support
Space under floor tables	70 cm
Availability of high chairs for babies	YES
Table service for people with disabilities	NO But given the large range of foods, some parts of the buffet are more difficult to reach while seated but the staff, always present, is available in case of need.
Availability of foods for celiacs	<input checked="" type="checkbox"/> pre-packaged foods
There are coffee and milk dispensers	NO table service is available
A customer with reduced mobility can always reserve the same table	NO





<p>There are toilets that can be used by a guest with reduced mobility (see "accessible toilets in the internal paths and common services)</p>	<p>YES</p>
	
	
<p>The restaurant has an outdoor veranda / dehors</p>	<p>NO but on the fifth floor, accessible by lift; door width 74 cm, cabin width 90 cm, cabin depth 122 cm, call button height 107 cm, highest keypad button height 124 cm, embossed/braille keys, visual and audible signal; There is a terrace with a door width of 98 cm</p>





Type of venue	Bar
Access to the premises	<input checked="" type="checkbox"/> flat
Useful width of door/entrance gate	Above 90 cm
Bar counter height	116 cm high
Types of tables	with central support
Space under floor tables	70 cm





Internal pathways and common services

Internal pathways

Indicate whether the paths connecting with the common areas are flat or with ramps or steps, in addition to those already described	Entrance (Hall) flat Main restaurant flat
Lifts	From the reception, via the elevators, you can reach the common rooms and toilets. The lift has a sliding door with a useful width of 74 cm, a car 90 cm wide and 122 cm deep. The internal keyboard has raised buttons and braille. The highest button on the internal keypad is located at 124 cm, the external call button at 107 cm. It is equipped with visual and sound signals upon arrival at the floor.
From the visited room to the common areas there are maps and tactile signs for the blind	NO

Communal toilets

Location of the venue	near the lobby
How to access the premises	Reachable by elevator door width 74 cm, car width 90 cm, car depth 122 cm, call button height 107 cm, highest keypad button height 124 cm, embossed/braille keys, visual and audible signal
Usable width of the entrance door	80 cm
Type of door	flowing
Toilet height	52 cm
Toilet seat with open front tooth	NO
Support handles	to the left of the toilet

Project carried out with the contribution of the





Flexible shower on the side of the toilet	NO
Free space on the sides of the toilet	left Choose an item. right Above 90 cm frontal 70 cm
Electric doorbell/telephone on the side of the toilet	YES
Washbasin with space underneath for wheelchair approach	63 cm
Height from the ground lower edge mirror	109 cm
Baby changing table	NO
	
	





Medical practices/healthcare facilities

<p>Hospitals near the property</p>	<p>Careggi Hospital, Largo Brambilla 3 Florence, Tel +39 055 794111</p> <p>Ospedale S. Maria Nuova, Piazza S. Maria Nuova 1, Florence, Tel +39 055 69381</p> <p>Piero Palagi Hospital, Via Michelangelo 41, Florence, Tel +39 055 6937249</p> <p>San Giovanni di Dio Hospital, Via Torregalli 1, Florence, Tel +39 055 693211</p> <p>Meyer Children's Hospital, Via Pieraccini 24, Florence, Tel +39 055 56621</p>
<p>Any dialysis facilities</p>	<p>San Giovanni di Dio Hospital, Via Torregalli 1, Florence Dr. Alberto Rosati Tel +39 055 6932238 - alberto.rosati@uslcentro.toscana.it</p> <p>S. Maria Nuova Hospital, Piazza S. Maria Nuova 1, Florence SOS Nephrology and Dialysis Dr. Raffaella Siervo Tel +39 055 6938610 nefrologiasmn@uslcentro.toscana.it</p>
<p>Other healthcare facilities</p>	<p>Usl Toscana Centro, Via Chiusi, Florence, Tel +39 055 6935406</p> <p>Usl Toscana Centro Via D'Annunzio 29, Florence, Tel +39 055 6934901</p> <p>Usl Toscana Centro, territorial garrison, Via Fanfani 17, Florence, Tel +39 055 6939350</p>



Project promoted by



Regione Toscana

Project carried out with the contribution of the



**Presidenza del
Consiglio dei Ministri**
Ministro per la disabilità